







SURVITEC PROTECT 360

THE FACE COVERING WITH ANTI-VIRAL
PROPERTIES

UKCS USER INFORMATION PACK

| | | | |
|---|---|--|--|
| <p>1</p> <p>What is the Survitec Protect 360</p> | <p>2</p> <p>Survitec Protect 360 vs alternative face masks</p> |  | <p>3</p> <p>Washing Instructions</p> |
| <p>4</p> <p>Issuing of the Survitec Protect 360</p> | <p>5</p> <p>Offshore Transfer Safety Briefing</p> | <p>5a</p> <p>Recording Issued Numbers</p> |  |
|  | <p>6</p> <p>FAQ</p> | <p>8</p> <p>Ordering Information</p> |  |

The Survitec Protect 360 uses ViralOff® textile treatment technology. ViralOff® is a fabric treatment applied to the textile is proven to reduce tested viruses (SARS-CoV-2, H3N2, H1N1) by over 99% on the material in two hours as per international standard. ViralOff® is an antimicrobial treatment which makes the material self-cleaning in regard to microbes and reduces the need for frequent washing. For best performance and sustainability, wash less and only when needed. ViralOff® does not interfere with the skin's natural bacterial flora.

WHAT IS THE SURVITEC PROTECT 360?

The Survitec Protect 360 is a face covering with anti-viral properties. Developed and manufactured in the UK, the snood style face covering allows for two-way protection as well as providing a comfortable fit around the face. With a non-slip solution to prevent the snood sliding off the face and nose, it has been designed to assist with adhering to regulations in place regarding social distancing. The Survitec Protect 360 significantly reduces risks of cross infection, providing protection for both the wearer and those operating close by.

Using Polygiene ViralOff technology, the snood material is treated to ensure it reduces tested viruses by >99% in two hours. The durable, always-on treatment has been tested by international standard ISO18184:2019 (SARS-CoV-2, H3N2, H1N1).

Compatible with marine and offshore wearables, the Survitec Protect 360 can be issued as front line protection for key workers, including passengers travelling via helicopter to and from offshore structures such as oil rigs and wind turbines. In addition, the anti-viral layer is designed to allow this reusable face covering to be touched without the risk of transferring viruses and is effective for up to 15 washes.

FEATURES

- 360° 'SNOOD' STYLE
- PROVEN TO REDUCE TESTED VIRUSES BY >99% IN TWO HOURS
- POLYGIENE VIRALOFF® TREATED
- CUTS RISK OF CROSS CONTAMINATION FROM SALIVA DROPLETS
- DESIGNED TO PROVIDE TWO-WAY PROTECTION TO SIGNIFICANTLY REDUCE RISK OF CROSS INFECTION
- MULTI-USE AND SAFE TO TOUCH
- PROTECTS CRITICAL VIRUS INFECTION POINTS: MOUTH AND NOSE
- NON HAZARDOUS DISPOSAL
- BREATHABLE AND QUICK DRYING HYDROPHILIC FABRIC
- DESIGNED FOR COMFORT
- EASY FIT AND RETAINS SHAPE
- ISO 18184:2019 COMPLIANT



SURVITEC PROTECT 360 VS ALTERNATIVE FACE MASKS

Viruses are transmitted via airborne aerosols. They bind onto receptors on the surface of cell membranes in the upper and lower respiratory system, causing infection. The use of respirators and face masks are a key part of a larger strategy to reduce the spread of viruses by establishing barriers between infected and uninfected individuals.

N95 masks protect against at least 95% of very small (0.3 micron) particles, they appear to have become the gold standard for mask protection during the pandemic. Valve masks are a type of N95 mask that have a one-way valve allowing exhaled air to pass through a small round or square filter disc attached to the front. Some commercially available cloth masks also feature a valve. Valve masks have several benefits. In addition to protecting the wearer if fitted correctly, they allow easier exhalation than traditional masks, prevent humidity and reduce uncomfortable heat and carbon dioxide build up inside the mask.

Even though, when correctly fitted, valve masks adequately protect the wearer, they fall short because of the valve design which only filters air breathed in, but not breathed out. The purpose of the Centers for Disease Control and Prevention’s universal masking guidelines is to prevent viral transmission from infected individuals to people around them. Exhaled air passes unfiltered into the environment, taking potentially harmful droplets with it.

Below is a comparison chart between the Survitec Protect 360 and other face masks on the market.



| | Survitec Protect 360 | FFP3 (N99) | FFP2 (N95) | FFP1 (N90) | Surgical Mask |
|--|----------------------|------------|------------|------------|---------------|
| Anti-viral technology | ● | | ● | | |
| Proven to reduce the spread of Covid-19 | ● | | | | |
| Type of anti-viral coating | Synthetic | | Synthetic | | |
| Breathable | ● | | | | ● |
| Non-hazardous disposal | ● | | | | |
| Reusable | ● | | | | |
| Machine washable | ● | | | | |
| Recommended number of washes | Up to 15 | Disposable | Disposable | Disposable | Disposable |
| Easy fit | ● | ● | ● | ● | ● |
| Stretchy | ● | | | | ● |
| Suitable for all face shapes and facial hair | ● | | | | ● |
| Non slip feature | ● | | | | |
| Fire retardant | | | | | |
| Universal size | ● | ● | ● | ● | ● |

Existing masks are hydrophobic and are designed to provide a barrier so that liquid particulates or splatter, such as mucus and blood, are caught on the surface of the mask. These particulates and splatter remain live on the surface of the mask and can go on to cause infection when the mask is touched or removed. The hydrophilic Survitec Protect 360 will wick away moisture and is used as the inner version in a three ply laminate face cover. Any droplets will be dispersed into the fabric structure and then any bacteria and virus be de-natured within two hours as per ISO18184:2019.

IMPORTANT WASHING INSTRUCTIONS

Read the instructions below for the correct way to care for your Survitec Protect 360.

ViralOff® is a textile treatment based on silver salt (AgCl, silver chloride). The textile has a self-cleaning effect with respect to micro-organisms, resulting in a textile that requires less washing. The face covering provides a solution that is hygienic, and when left for two hours, can efficiently self-clean. This means that a 'wear more, wash less' approach can be taken, which will result in a prolonged product life, whilst reducing the its environmental footprint.

When washing is required, the Survitec Protect 360 should be machine washed at 40 degrees for up to 15 washes. This should not be washed with fabric softener to ensure the functionality of the face covering.



Survitec Protect 360 washing efficiency

| Washes | H1N1 | H3N2 | SARS CoV-2 |
|--------|--------|--------|------------|
| 0 | 99.99% | 99.99% | >99% |
| 15 | 93.39% | 81.37% | TBC |

DONNING GUIDANCE

The Survitec Protect 360 can be pulled down over the head onto the face to sit where required. Should the fit be too snug, users can don the face covering by stretching outwards as they pull it over their head until it reaches their neck. From here, pull the face covering upwards to cover the mouth and nose. Due to its material, the Survitec Protect 360 will not lose it's shape when donning in this way.



ISSUING OF THE SURVITEC PROTECT 360 FOR OFFSHORE TRANSFERS

HELICOPTER FLIGHT

- The Survitec Protect 360 will be distributed from the Survitec Service Centre to the customer's agreed delivery location of choice
- Passengers who are checked in for a rotor wing flight may be issued a Survitec Protect 360 ahead of entering the heliport
- Survitec Protect 360 verbal brief will be given once passengers have donned their immersion suit and lifejacket along with the standard passenger safety brief

FIXED WING FLIGHT

- The Survitec Protect 360 will be distributed from the Survitec Service Centre to the customer's agreed delivery location of choice
- Passengers who are checked in for a fixed wing flight may be issued a Survitec Protect 360 ahead of entering the heliport
- Survitec Protect 360 verbal brief will be given to passengers by the Survitec staff on issue
- The same Survitec Protect 360 should be used for onward rotary flight, but must be removed whilst donning the immersion suit
- Once at the fixed wing destination the passengers will receive a further Survitec Protect 360, along with the standard passenger safety brief, once they have donned their immersion suit and lifejacket

RECORDING ISSUED NUMBERS

- The number of the Survitec Protect 360s issued to each company will be recorded by Survitec using the same process as we currently do with green and XBR armbands
- Any additional Survitec Protect 360s that are required either offshore stock or mobilisations should be requested via Survitec (serviceuk.aviation@survitecgroup.com)
- Confirmation on the number of Survitec Protect 360s issued will be communicated to each company on a weekly basis
- As of the 10th July 2020, these details may now be based on the bulk drop offs which we will provide to your dedicated locations

OFFSHORE TRANSFER BRIEFING

The below statement will be integrated into the pre-flight safety brief by Survitec's heliport support staff. Please note, that as of the 10th July 2020, all personnel will now need to wear a face covering before entering the heliport. The below brief will reinforce this and ensure the shield has been donned correctly.

"As the recommended social distancing spacing is unachievable in the helicopter during the Covid-19 pandemic you have been issued with a Survitec Protect 360 as an additional barrier.

Ear plugs should be fitted first.

Remove the Survitec Protect 360 from its packaging, then pull the face covering over your head ensuring you cover your mouth and nose. Anyone who finds the snood too tight upon first use, can stretch the material for a more comfortable fit.

In the event of an emergency pull the Survitec Protect 360 down below your chin to allow deployment of the EBS.

The Survitec Protect 360 is reusable for your inbound flight, once offshore please fold and store in the resealable bag that is provided and place in your immersion suit pocket.

Once you arrive at the heliport on your journey home please ensure that you removal all personal belongings including the Survitec Protect 360 resealable bag, as you can reuse this for any future use.

For any additional information on the product and washing instructions, please scan the QR code on your resealable bag"

FREQUENTLY ASKED QUESTIONS

WEARING YOUR SURVITEC PROTECT 360 FOR GENERAL USE AND OFFSHORE TRANSFER

When should I wear a Survitec Protect 360?

If you cough or sneeze, the Survitec Protect 360 can cut the risk of virus spread. We recommend that you wear the face covering if you are out in public, in the proximity of others, if you are isolating at home with family members - or if you have the virus to avoid transmission to others.

For offshore transfer, you should wear the mask before entering the heliport and for both the outbound and inbound flights. You may also choose to wear the Survitec Protect 360 offshore when in communal areas or for onward travel on your return to land.

What is the right way to wear the Survitec Protect 360?

Pull the face covering over your head to cover your nose and mouth – ensuring a snug fit. The Survitec Protect 360 also features an anti-slip strip - ensure this is located at the top of the product and facing inwards so it makes contact with your face. Please note, for offshore transfer use, ear plugs must be fitted first.

Does Survitec Protect 360 lose its shape?

The face covering is manufactured to the highest standards from stretchy materials to allow the mask to adapt to face shapes and be comfortable throughout wearing. Prolonged wear without washing may result in the fabric becoming loose. Tightening with a non-piercing clip will support repeated wear and hand washing will help restore its original shape and fit.

Will wearing of the Survitec Protect 360 during transfer be compulsory?

As of the 10th July 2020, the wearing of face coverings is mandatory at all heliports - as per Scottish Government regulations and endorsed by Step Change in Safety and Oil & Gas UK (OGUK). The wearing of face coverings for the outbound and inbound flights are also mandatory.

Will all people travelling offshore definitely get a Survitec Protect 360?

All those traveling with companies who have purchased the Survitec Protect 360 will be issued the product.

FAQs CONTINUED

CARING FOR YOUR SURVITEC PROTECT 360

Can I wash my Survitec Protect 360?

The use of ViralOff® treatment technology means the synthetic protein 'self-cleans' itself when left for two hours. When heavily soiled, we recommend a maximum of 15 machine washes at 40 degrees without fabric softener or wipe down with a warm wet cloth to ensure the efficacy of the treatment on the textile.

How often should I wash my Survitec Protect 360?

There is no recommended wear time for the Survitec Protect 360 face covering before washing. It can be worn until you feel that it needs freshening up or is visibly soiled. We do not recommend a wear time for the Survitec Protect 360 face-covering in-between washing. Washing is at the wearer's discretion and the reusable face covering can be worn until you feel that it needs freshening up or is visibly soiled.

What happens to the Survitec Protect 360 face-covering after it has been washed fifteen times?

The Survitec Protect 360's ViralOff® has been proven to provide protection to 15 machine washes or wipe downs. Further testing will take place beyond 15 machine washes, we therefore currently recommend that you only follow the 15 machine wash guidelines.

I accidentally washed the Survitec Protect 360 with some biological detergent / soap, is the face-covering now offering no protection?

As per the user guide care instructions, we can only ensure up to >99% protection as per the washing instructions which state non-biological detergent.

Can I dry clean my Survitec Protect 360?

No. We do not recommend dry cleaning your Survitec Protect 360.

Is the Survitec Protect 360 hazardous to dispose of?

No. The product is non-hazardous, so safe to dispose of via general waste disposal. For environmental considerations, we recommend disposing via a textile disposal scheme.

FAQs CONTINUED

APPROVALS & CERTIFICATION

What is ViralOff® tested according to?

The ViralOff® treatment used on the Survitec Protect 360 tested according to ISO18184:2019 for SARS-CoV-2, H3N2, H1N1. Test results available on request. ISO 18184:2019 compliant.

ORDERING INFORMATION

| PRODUCTS | |
|----------------|-----------------------------|
| Product Number | Product Name |
| 902972 | Survitec Protect 360 - Grey |

SETTING THE GLOBAL STANDARD FOR OVER 160 YEARS

Protecting over 1 million lives across the globe every day, our critical safety and survival solutions help marine, aviation, offshore, and defence personnel get home safely if the worst happens.

Taking responsibility for the entire product lifecycle – from precision engineering and R&D, to manufacturing and servicing – we never compromise when it comes to safety and survival. Committed to protecting lives, we know the small things matter.

V5



GET IN TOUCH

Email serviceuk.aviation@survitecgroup.com

www.survitecgroup.com

Findon Shore, Findon, Aberdeen, UK, AB12 3RL